

What am I going to talk about?

1. What is not optimal in conventional medicine for Lyme Disease(LD) and why treatment fails. ?
2. Why do we treat chronic LD differently?
3. What results do we have with:

**“Antibiotic Augmented Thermoeradication” (AAT)
of chronic LD?**

- St. George Hospital (SGH) was founded 1991 as a specialized Institution for **Cancer**, Immunology, Environmental & Preventative Medicine
- SGH practices an “**Integrative Therapy Concept**” (ITC)
- That is a **combination of conventional medicine with scientifically based complementary treatment modalities**, including :
 - Superficial, Local and Systemic Hyperthermia (Whole Body Hyprthermia(WBH))

St. George Hospital Bad Aibling, Germany



Klinik St. Georg in Bavaria



But before I explain you the „Antibiotic Augmented Thermoeradication“ (AAT) & why it works so effectively.

I need to explain why it is so difficult to diagnose Lyme Disease(LD) & why conventional medicine often fails to treat it successfully

- After a tick bite **Borrelia burgdorferi**, can progress from characteristic expanding skin rash, **erythema migrans (EM)**, to a wide variety of **nonspecific systemic symptoms**
- that can affect any part of the body.
- Causing physical, cognitive, and psychological disabling manifestations.
- leading to a complex syndrome (**chronic LD**)



Common Symptoms



bull's eye rash



flu-like reactions



joint pain or inflammation

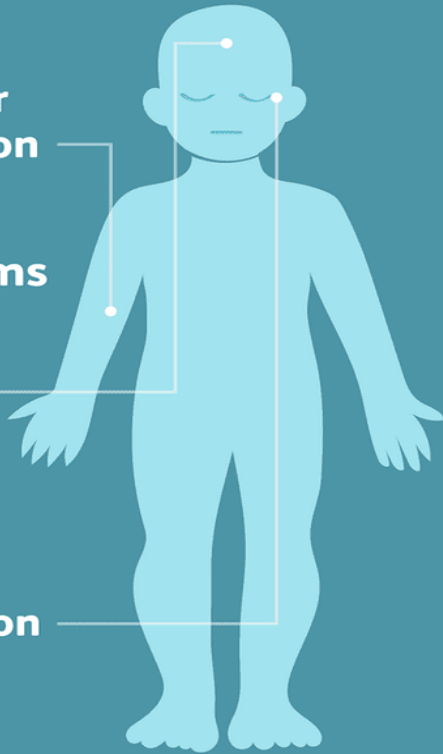
Uncommon Symptoms



memory loss

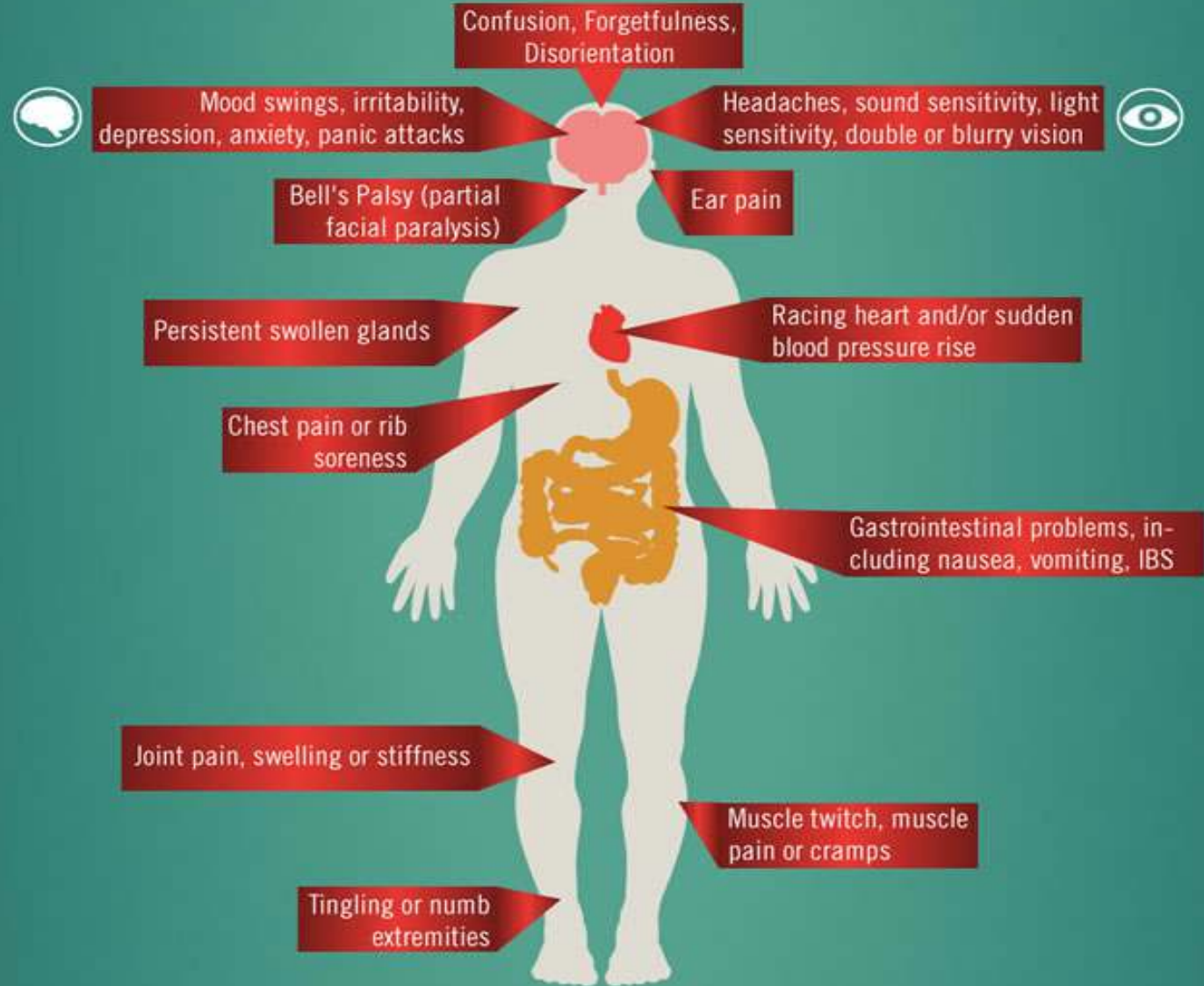


eye inflammation



Chronic Lyme Stage III

SYMPTOMS OR ILLNESSES ASSOCIATED WITH LYME DISEASE



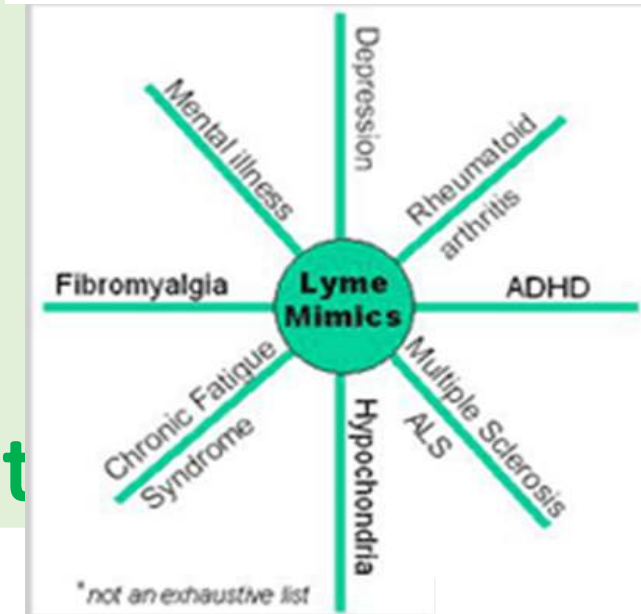
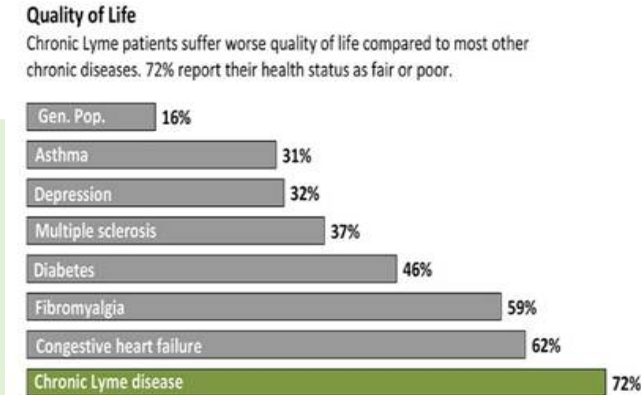
Diseases which can hide behind chronic Lyme



The cause for these multiple systemic problems of Lyme disease are:

1. Persisting chronic infection,
2. Production of Biotoxins, Neurotoxins &
3. Inflammatory cytokines
4. The manifestation in different organs & tissues.

Lyme disease is therefore “the great imitator”

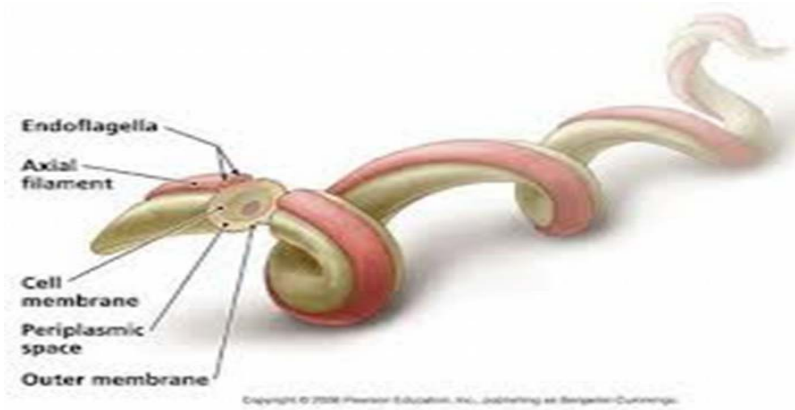


What makes Lyme disease so specific and why?

That is the *Borrelia* itself !!



Its difficult to cultured Borrelia in labs.



Borrelia has three layers,



The outer coat is composed of lipoproteins.



Spirochetes hide their flagella from the host immune defenses, which are normally antigenic and would trigger an immune response for detection.



Phagozytes and antibodies have difficulties to recognize Borrellias.

• They require little oxygen.

• They divide only every 12-24 hours, which reduces the effectiveness of antibiotics.

• Borrelia does not divide in a suitable environment (Persister).

• Bacteria usually multiply every 20 minutes & can be killed by antibiotics within two weeks.

• To kill Borrelia, one would have to use antibiotics for one and a half year

• They reside extra- & intracellularly.

• They are mainly extracellularly

• They can penetrate all tissues and cell membranes




- 1. Only in stage I/II LD is successfully treatable with antibiotics.**
- 2. In chronic stage III antibiotic treatment fails often, because of the aforementioned peculiarities of Borrellia and the fact that they are mostly intracellularly**
- 3. Side effects of long term antibiotic treatment are very negative & add negatively into the anyway negative course of the disease**

A maximum of thirty days of antibiotics is the accepted standard of care for LD stage III.

- In the beginning antibiotics can bring some relief.
- But they never catch all Borrelia
- Because most of them are located intracellularly or in places with low blood flow.
- Or they are resistance
- Or they divide so slowly that treatment of one and half years are necessary

1.) Azithromycin,
2.) Ceftriaxon,
3.) Amoxicillin,
4.) Doxycyclin.
Aber...



Advanced late stage LD is therefore difficult
to diagnose &
frequently not correctly treated .

- The lab- testing for Lyme disease(LD) (ELISA, Westernblot, and LTT) are unreliable
- therefore we often have to rely on history and physical exam to make a diagnosis.
- The limitations of current laboratory methods for Lyme are multifactorial

- But Borrelia has one weak heel!!
- **It is sensitive to heat & can be killed by heat.**

- **“Antibiotic Augmented Thermo-Eradication” (AAT) of chronic LD is a promising alternative.**
- **Why ?**
- **What is the scientific rational ??**

- Treponema pallidum, a spirochaete causing Syphilis is closely related to Borrelia.
 - This germ is thermosensitive and could be successfully treated with **Malariotherapy** in combination with Salvasan & Bismuth?
- **Malario-therapy is a special fever treatment.**

- Patients got infected with malaria & developed severe fever.
- The fever destroyed the bacteria (syphilis spirochaete)
- The disease improved.
- Prof. Dr. Julius Wagner Jauregg received the Nobel Prize in 1927 for Malariotherapy.
- **Malariotherapy** was the treatment of choice for **syphilis**, but is forgotten since the introduction of antibiotics.

- Fact is & scientifically proven that borellias are thermolabile, respectively thermosensitive.
- In cultures they die off at **41.6°C (106,9°F)** after 2 h.
- Antibiotics are activated with increasing temperatures
- Per 2 °C up to 16 fold.

[Reisinger et.al. Scandinavian Journal of Infectious Diseases, Volume 28, Issue 2 1996 , pages 155 - 157](#)

In a study *Borrelia Burgdorferi* was cultured at different temperatures, alone and in combination with antibiotics.

- **The data demonstrate:**

- growth of the strains PKo and ATCC 35210 (B31) was impaired at temperatures of **37°C** (98,6°F) and
- inhibited at **39°C** (102,2°F) and **40°C** (104°F), respectively.
- Strain ATCC 35211, however, grew well up to **39°C** (102,2°F) but did not multiply at **40°C** (104 °F)
- **A bactericidal effect was seen at 41°C (105,8 °F) for the strains B31 and PKo and at 41,6°C (106,9 °F) for all strains.**

Susceptibility of all strains to **penicillin and ceftriaxone** was **increased up to 16-fold** by an elevation of temperature from **36°C (96,8 °F)** to **38°C (100,4 °F)**.

[Scandinavian Journal of Infectious Diseases, Volume 28, Issue 2 1996 , pages 155 - 157](#)

What do these data suggest?

- **Hyperthermia kills Borrelia!!!**
- Elevated body temperature is beneficial for antimicrobial treatment of LD.
- intracellularly.

- We therefore use a combination of antibiotics with extreme whole body hyperthermia (WBH) at 41,6°C(106,9 °F) in chronic LD.


The protocol is called:

**“Antibiotic Augmente
Thermoeradication”(AAT)**

All our chronic LD patients treated, had their LD diagnosis for several years &

- had several courses of long term antibiotics &
- all more or less where in a desperate situation
- with no hope of improvement by conventional treatment.
- **Were so called “Lost cases”**

How is „AAT“ carried out ?



Dr. med. Friedrich Douwes, MD, Klinik St. Georg, Bad Aibling, Germany

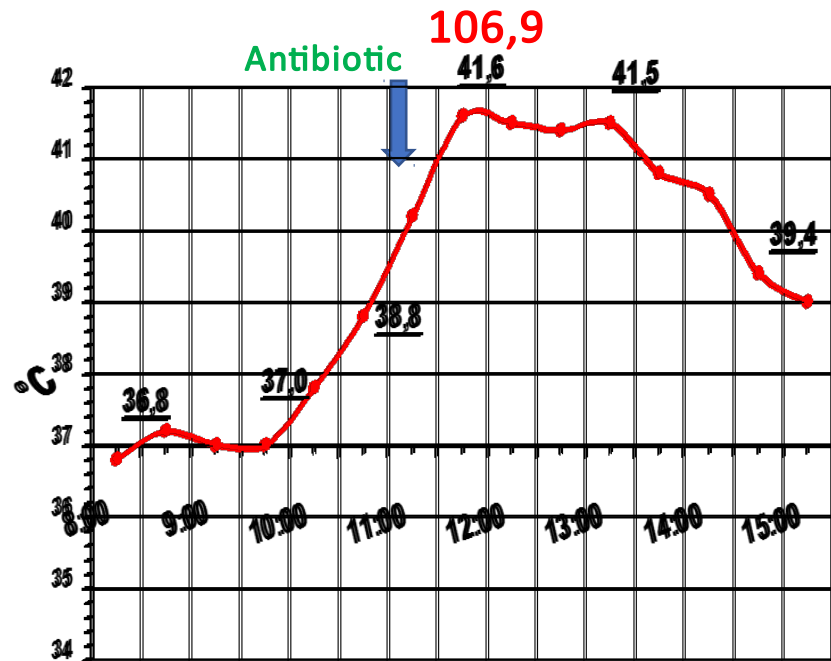
WBHT Department
St. Georg Hospital

Whole Body Hyperthermia (WBH)

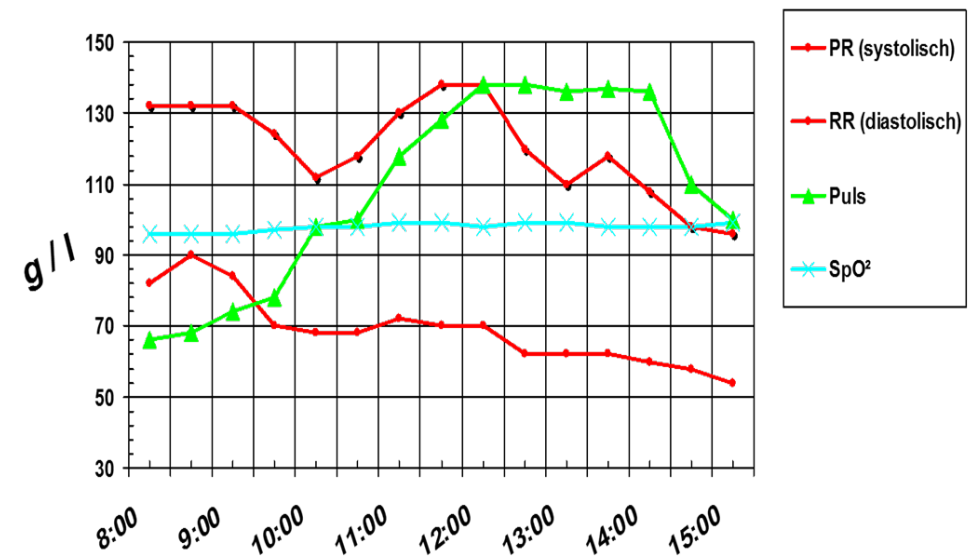
- Is carried out in special unit
- **Under intensive monitoring**
- Patient is under sedation
- Heat is developed by far-infrared radiation (850 - 1300 nm wavelength)
- **The body temperature is increased up to 41.6 ° C & is kept there for 2 hours**
- In chronic Borreliosis only 2-time whole-body hyperthermia in combination with antibiotic treatment are necessary to eradicate the Borrelia completely



WBH Treatment-Protokoll



WBH Treatment-Protokoll



How does Whole Body Hyperthermia (WBH) work ?

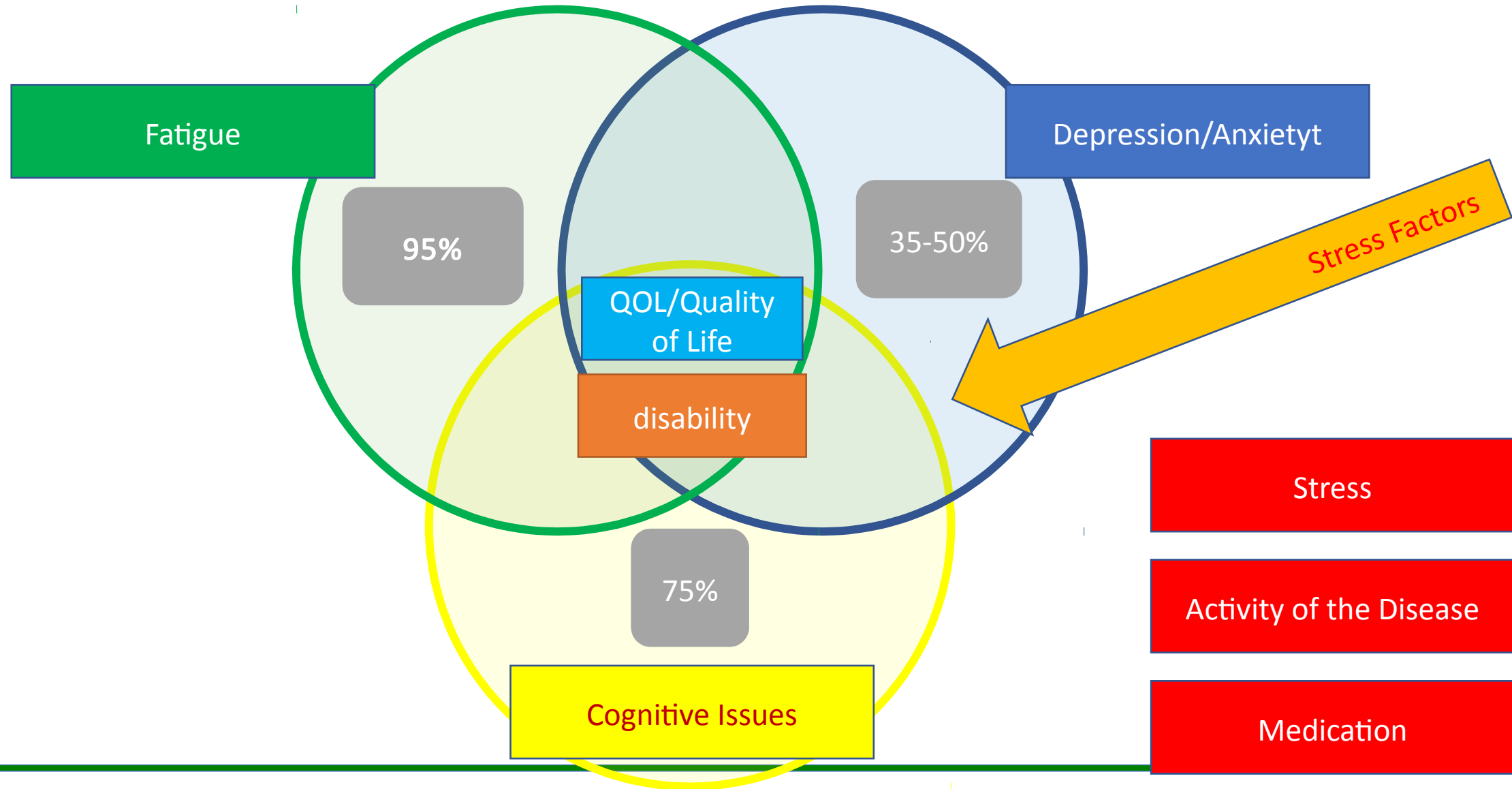
1. *Borrelia spirochetes* can not tolerate higher temperature over a longer time, they die at **41.6°C (106,9°F)**
2. Heat leads to failure of important functional systems
3. Cells become more receptive to antibiotics (Rocephin)
4. MDR can be overcome
5. Antibiotics similar to cytostatics are activated massively by heat. Ceftriaxon (Rocephin), for example, per 2°C up to 16 fold
6. Elevated temperature activates the immune system

- With this procedure we create a **lethal situation** for all Borrelia
- So, **we can eradicate them**, wherever they are located in the body, intracellularly, in the brain or in biofilms etc.
- **We call this treatment approach**
- **“Antibiotic Augmented Thermo-Eradication” (AAT).**

Results of 599 evaluated patients 6-12 months after AAT

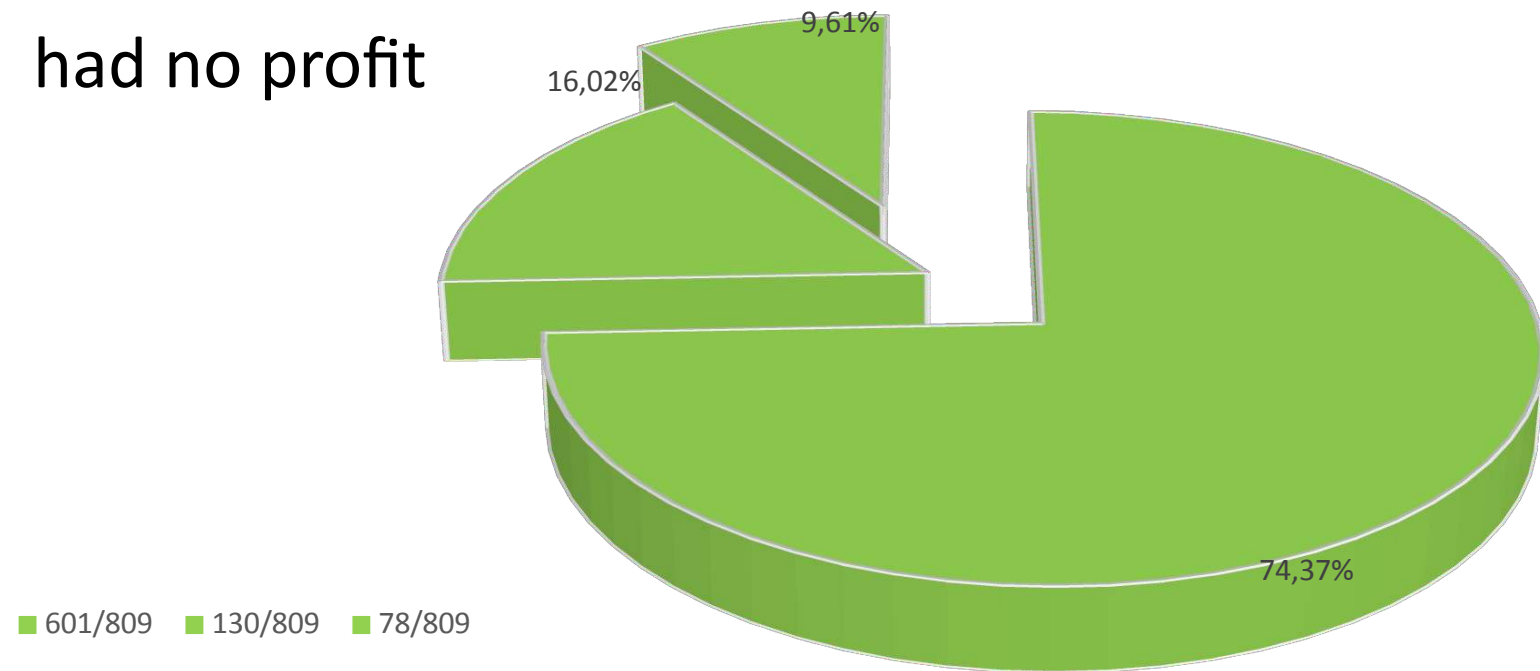
- 445/599 (= 74,3%) had good to very good results
- 96/599 (=16%) had satisfying results
- 58/599 (=9,6%) had no profit

Symptoms of 809 patients with chronic LD before AAT



Results of 809 evaluated patients 6-12 months after AAT

- 601/809 (= 74,3%) had good to very good results
- 130/809 (= 16%) had satisfying results
- 78/809 (= 9,6%) had no profit



What does it mean ?

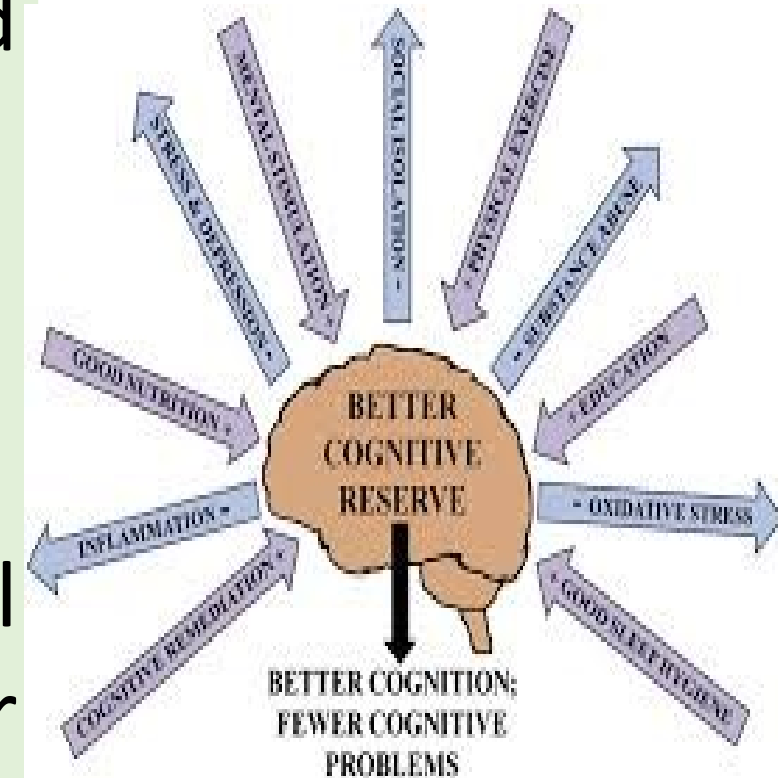
- **Clinical symptoms were reduced or disappeared totally.**
- **Burrascano-Score reduced to 50% of pre-treatment score**
- **CD 56/57 numbers increased.**

Especially the cognitive symptoms improved after AAT within 3-8 weeks

- Forgetfulness
- Memory loss
- Distractibility
- Confusion
- Difficulty thinking
- Difficulty concentrating
- Difficulty with talking, reading, spelling



- some of the bedridden and paralyzed patients could walk again,
- seizures diminished,
- brain fog disappeared and
- pain was resolved.
- All this is well documented, testimonial can be found on our website or facebook.



More than any statistic tell the
impression of patients
here a few examples:

Please keep in mind:

- All these patients were so called “lost cases,”
- had the disease for several years
- had several courses of antibiotics which did not help.
- **So there was no curative treatment in conventional medicine available for this poor people, except a symptomatic treatment to ease of pain or fatigue etc.,**
- little could be done to help this patients not progressing and worsen every day.
- All of them have been finished their jobs and were reduced in their daily social activity.
- Many patients were also financially exhausted and felt themselves in a desperate and hopeless situation.

Thanks to Dr. Douwes and his team

April 12, 2018

Dr. Douwes/Klinik St. Georg Rosenheimer
Str. 6-8, 83043 Bad Aibling,
Germany

Dear Doctor Douwes,

I cannot begin to thank you and all of your wonderful staff for curing my Lyme disease, and in turn, giving me back my life. The majority of staff were extremely kind and compassionate during my stay. I traveled alone for my treatment and greatly appreciated those staff members that went out of their way to make me feel comfortable and cared for. Nurses Christoph, Christina, and Berget were especially kind to me. Marliola, Manfred, Heidi and Monica in the dining room, and Diana (massage) **all made me feel welcome and comfortable.** **The people on the operations side were extremely helpful and prompt in their responses-**Gabi, Verena, and Frederika. The staff members that went far above and beyond to help me emotionally were nurse Traudi, Urs, and Bernd. Doctor Zabel, Doctor Kroiss, and Doctor Pascu **were all very gentle and took their time with my needles (despite my tears).** I very much appreciated the assessment by Doctor Katharin Douwes as well. ...

...Please know that I am forever grateful for my experience at your clinic. At this time last year I was ready to die; today I am living life to the fullest and prepping my body to full health in order to have a child. I regularly refer people to your clinic and will continue to do an living proof of the miraculous treatment that you offer.

With Deepest Gratitude, K.B.

Thanks to Dr. Douwes and his team

An: info@st-georg-hospital.de

Ce: Montpetit Frederika <frederika.montpetit@klinik-st-georg.de>; HARVARD.EDU>

Betreff: Thank You Dear Dr. Douwes,

I wanted to thank you and your team of doctors and nurses for giving me my life back.

After being sick for 6 years and then getting infected again in May of 2016, I was losing hope that I would ever feel normal again.

The summer of 2016 was torturous as my brain was so inflamed that I couldn't control my thoughts of despair and the severe panic, anxiety and depression. **I was unable to walk for 3-4 months and I was beginning to feel that my kids would be better without me until my 9 year old told me that even though I was sick, he was so happy I was here.** I pushed through my first bout with Lyme disease like a warrior but the second infection brought me to my knees. My boys' love and compassion formed during this time helped me push through when I felt like giving up.

I am so thankful for your trip to Boston because after meeting you, your family and Kirstin I felt more comfortable with traveling to a foreign country to receive treatment. I considered canceling my trip a few days before my departure but my aunt wouldn't have it and off we went.

Upon arriving at the Klinik I was greeted by Gabi who instantly made me feel at ease and was a huge help throughout our stay. Frederika was also very helpful and accommodating and was always available to answer questions before my trip to Germany. It was so nice to see you before you left for vacation and I appreciate your taking the time to talk to me and check in after my treatments, It meant a lot to me. Thank you.

Dr. Zabel and Dr. Kroiss took good care of me and helped me work through my fear of the hyperthermia treatment. The nurse for my second Hyperthermia treatment (I can't recall her name blonde hair) was one of the kindest people I met at the Klinik. I had a terrible morning ... and was not feeling well before treatment and this woman was so calming. I instantly felt more comfortable when I knew she would be taking care of me for the next six hours. I would love to send her a letter to thank her.

I would also like to thank Dr.T and Urs for the compassionate care they provided for all of the patients at the Klinik. They were always so attentive and kind and all of our patients **from the Dean Center have spoken so highly of them because of their extensive knowledge and compassion.** I wish more physicians followed their approach to patient care...

...I have just returned from a weekend yoga retreat in the Berkshire mountains in western Massachusetts and am so grateful for my restored health since receiving treatment at your Klinik.

I am thankful for every day that I wake up without the debilitating fatigue, weakness, anxiety and panic attacks. I am thankful that I'm finally feeling normal and healthy again and for being able to attend my boys' hockey and soccer games that I missed so much last year. More importantly I am thankful for the one doctor who thought "outside the box" 30 years ago (15 for Lyme) and made this treatment possible.

Thank you for giving me my life back and doing the same for so many patients from all over the world. Eternally grateful, B.D.

Letter to Dr. Douwes

Dear Dr. Douwes,

I have advised A. B., 12/30/2000, to contact you regarding hyperthermia and plasmaphoresis treatment for Neuroborreliosis.

I am aware of your clinic as my colleague N.Z. and I have discussed results she has seen in her patients who have sought treatment for tick borne disease at St. Georg. Recently you saw a patient of mine, M.K., who improved with the treatment he received from St. Georg and is going to matriculate at Baylor University this month. I have been Mr. K.'s doctor since 2012 and observed his great improvement with the hyperthermia and plasmaphoresis as well as your integrative approach to his chronic infection with borreliosis.

Mr. A. B. is 17-year-old male who has been ill for 8 years. With this referral is a summary of the patient's history, laboratory values and treatment in our office. Mr. B. and his parents will contact St Georg regarding their desire to be considered for treatment. Please let me know if any other documentation regarding young Mr. B. would be helpful.

Sincerely:
Christine Green MD

Facebook-Thanks to Dr. Douwes

[REDACTED] I am one success story, also [REDACTED] who was seriously disabled is another of the Klinik St. Georg miracles! There were many others with us who I have on facebook that have also been healed and or are healing! Have faith !

Gefällt mir · Antworten · Nachricht senden · 17 Std.



[REDACTED] Dear [REDACTED]

I arrived at this Klinik in a wheelchair after 3 years of excruciating painful hell in Australia.

With no acknowledgement of this disease in Australia, I was ready to die.

I could not see, hear and struggled to even talk.

It wasn't living, I was just surviving.

The Neurological pain was unbearable.

KLINIK ST GEORG SAVED MY LIFE

Don't hesitate....

I AM ALIVE ❤️ it's a miracle xxx

Gefällt mir · Antworten · Nachricht senden · 9 Std.



Facebook-Thanks to Dr. Douwes

Alxxx you can't do Hyperthermia in Australie because they don't believe in Lymes.

The Australian Health Sysstem left me to die 🗝

AND branded me a junkie!!

On my death bed i made it across the world to Klinik St. Georg and they saved my life.

I can see, hear, breathe and read again.

I can leave my darkened house for the first time in three years.

They took away the excruciating pain that stole my life and wracked my body.

I would not be here to tell the story it it wasn't for this Klinik and the monumental effort and love from my husband.

BEST WISHES XXX

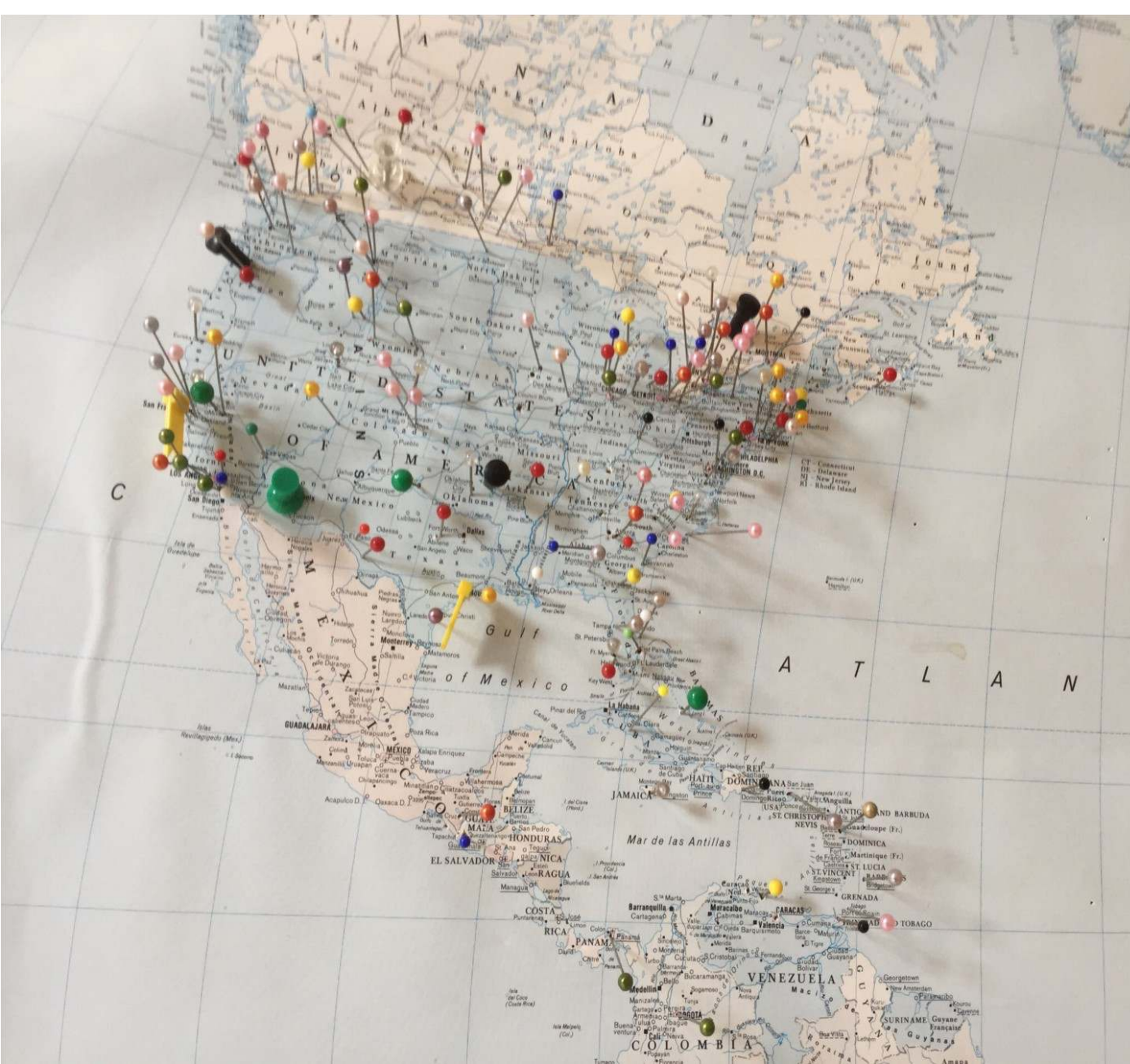
Summary

1. **Hyperthermia kills Borrelia** because they are sensitive to heat (thermolabil).
2. Whole body hyperthermia kills the bacteria **where ever they are located** in the body.
3. The „Killing-Effect“ is supported & augmented by simultaneous antibiotic treatment.
4. The elevated temperature increases the effectivity of the antibiotic massively.

- With the eradication of the bacteria per AAT, the toxin load will be reduced
- The sick making mechanisms are eliminated, which are responsible for the many symptoms of chronic LD.
- The elimination of toxins and the elimination of chronic inflammation leads to fast clinical improvement and finally to a cure even in far advanced cases.
- Organ damages need of course a longer & specific & individual treatment.

This is the first time since Malariotherapy for Syphilis, that it could be shown that a chronic infectious disease, which otherwise was not treatable can be successfully treated and cured by hyperthermia.

**Thank you
for your
attention.**





Dr. med. Friedrich Douwes, MD, Klinik St. Georg Bad Aibling, Germany

In the fullness of time, the mainstream handling of Chronic Lyme Disease will be viewed as one of the most shameful episodes in the history of medicine because elements of academic medicine, elements of governmental and virtually the entire insurance industry have colluded to deny a disease.

Dr. Kenneth Liegner